




Connectors > Rectangular Connectors > Standard Rectangular Connectors



Connector Product Type: **Connector Assembly**

Connector & Housing Type: **Receptacle**

Mating Alignment: **With**

Mating Alignment Type: **Polarization**

Mating Retention: **With**

## Features

### Product Type Features

Product Style	Assembly
Shape	Rectangular
Wire/Cable Type	Stranded
Connector Type	Connector Assembly
Housing Type	Receptacle
Connector Product Type	Connector Assembly
Connector & Housing Type	Receptacle
Connector System	Wire-to-Board
Sealable	No
Connector & Contact Terminates To	Wire & Cable

### Configuration Features

Number of Cavities	8
Number of Positions	8
Number of Rows	1
Panel Gasket	Without

### Electrical Characteristics

Operating Voltage	250 VDC
-------------------	---------

### Contact Features

Contact Layout	Inline
Contact Type	Female
Wire Contact Termination Area Plating Material	Silver
Contact Mating Area Plating Material	Tin
Contact Retention Within Housing	With
Contact Current Rating (Max)	10 A

### Termination Features

Termination Method to Wire & Cable	Insulation Displacement (IDC)
------------------------------------	-------------------------------

### Mechanical Attachment

Panel Mount	No
Panel Mount Feature	Without
Mating Alignment	With
Mating Alignment Type	Polarization
Mating Retention	With
Mating Retention Type	Locking Latch
Connector Mounting Type	Cable Mount (Free-Hanging)

### Housing Features

Housing Color	Natural
Housing Material	PA 6.6
Centerline (Pitch)	5 mm[.197 in]

### Dimensions

Width	25.7 mm[1.01 in]
Height	12 mm[.47 in]
Length	39.95 mm[1.57 in]
Wire Size	.32 – 1.04 mm <sup>2</sup>

### Usage Conditions

Operating Temperature Range	-40 – 130 °C[-40 – 266 °F]
-----------------------------	----------------------------

### Operation/Application

Shielded	No
----------	----

Circuit Application

Power

### Industry Standards

Agency/Standard	UL, VDE
UL Rating	Recognized
VDE Tested	Yes
UL File Number	E28476
UL Flammability Rating	UL 94V-2

### Packaging Features

Packaging Quantity	1176
Packaging Method	Box & Tray, Tray

### Product Compliance


[For compliance documentation, visit the product page on TE.com>](#)

EU RoHS Directive 2011/65/EU	Compliant
EU ELV Directive 2000/53/EC	Compliant
China RoHS 2 Directive MIIT Order No 32, 2016	No Restricted Materials Above Threshold
EU REACH Regulation (EC) No. 1907/2006	Current ECHA Candidate List: JUNE 2022 (224) Candidate List Declared Against: JAN 2022 (223) Does not contain REACH SVHC
Halogen Content	Low Halogen - Br, Cl, F, I < 900 ppm per homogenous material. Also BFR/CFR/PVC Free
Solder Process Capability	Not applicable for solder process capability

#### Product Compliance Disclaimer

This information is provided based on reasonable inquiry of our suppliers and represents our current actual knowledge based on the information they provided. This information is subject to change. The part numbers that TE has identified as EU RoHS compliant have a maximum concentration of 0.1% by weight in homogenous materials for lead, hexavalent chromium, mercury, PBB, PBDE, DBP, BBP, DEHP, DIBP, and 0.01% for cadmium, or qualify for an exemption to these limits as defined in the Annexes of Directive 2011/65/EU (RoHS2). Finished electrical and electronic equipment products will be CE marked as required by Directive 2011/65/EU. Components may not be CE marked. Additionally, the part numbers that TE has identified as EU ELV compliant have a maximum concentration of 0.1% by weight in homogenous materials for lead, hexavalent chromium, and mercury, and 0.01% for cadmium, or qualify for an exemption to these limits as defined in the Annexes of Directive 2000/53/EC (ELV). Regarding the REACH Regulation, the information TE provides on SVHC in articles for this part number is based on the latest European Chemicals Agency (ECHA) 'Guidance on requirements for substances in articles' posted at this URL: <https://echa.europa.eu/guidance-documents/guidance-on-reach>

Also in the Series | [RAST 5 IDC Connectors](#)



Automotive Terminals(8)




Connector Contacts(12)



Crimp Terminal Housings(41)




Insertion &amp; Extraction Tools(1)




PCB Headers &amp; Receptacles(424)




Rectangular Connector Housings(1)



Standard Edge Connectors(47)



Standard Rectangular Connectors(112)

Wire-to-Board Connector Assemblies  
& Housings(213)

Wire-to-Board Connector Contacts(2)

## Documents

### CAD Files

Customer View Model

[ENG\\_CVM\\_1-1241170-8\\_K1.3d\\_igs.zip](#)

English

Customer View Model

[ENG\\_CVM\\_1-1241170-8\\_K1.3d\\_stp.zip](#)

English

Customer View Model

[ENG\\_CVM\\_1-1241170-8\\_K1.2d\\_dxf.zip](#)

English

**3D PDF**

3D

**3D PDF**

3D

Customer View Model

[ENG\\_CVM\\_CVM\\_1-1241170-8\\_J.2d\\_dxf.zip](#)

English



**Customer View Model**

[ENG\\_CVM\\_CVM\\_1-1241170-8\\_J.3d\\_igs.zip](#)

English

**Customer View Model**

[ENG\\_CVM\\_CVM\\_1-1241170-8\\_J.3d\\_stp.zip](#)

English

By downloading the CAD file I accept and agree to the [Terms and Conditions](#) of use.

---

**Datasheets & Catalog Pages**

[1654742\\_HOUSEHOLD\\_APPLIANCES\\_RAST5](#)

English

---

**Product Specifications**

[Application Specification](#)

English

---

**Product Environmental Compliance**

[TE Material Declaration](#)

English

---

**Agency Approvals**

[VDE Certificate](#)

English

[VDE Certificate](#)

English

[VDE Certificate](#)

English